

Features

- Weatherproof Sealed Case
- Digital Circuitry

- D-Tec™ Sensing System (DTSS)
- Low Battery Drain

- CNC Machined Rollerwheel - Tru-Run™
- I-Com®

High Visibility 5mm Red LED

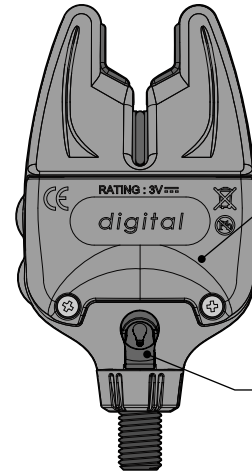
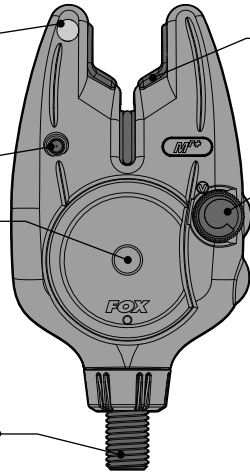
On / Off Toggle Switch

High Quality Piezo Speaker

Rigid 3/8" Brass Thread

Rod Friendly Rubber Inlays

Indexed Ergonomic Volume Control

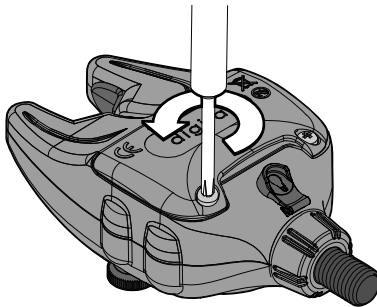


Battery Cover

Power Out Socket (2.5mm)

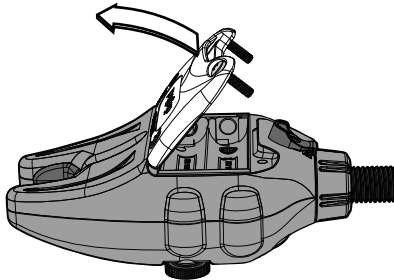
Fitting the Batteries

1. Turn off unit prior to fitting or replacing batteries.



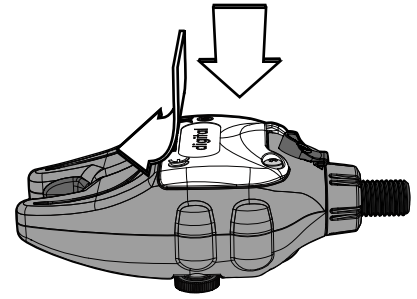
2. Using a cross head screwdriver unscrew the two battery cover screws.

3. Pull the lower tab up to remove the battery cover.



4. Take care removing the batteries. Insert new batteries and ensure correct polarity.

5. For best weatherproofing, ensure battery cover has a good seal by firmly pushing lip into the top edge of the case and pivoting it into position.



6. Re-fit cover and screws.



DO NOT over tighten the battery compartment screws, excessive force will damage the screw threads.

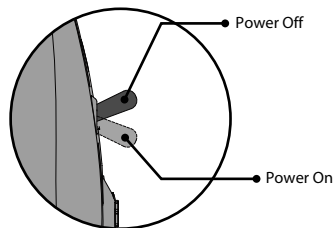
Switching On / Off

- Push down the power switch and release to activate the unit.
- Push up and release the power switch in the top position to deactivate the unit.

Please note:

The unit does not beep when switched on or off.

The Mr+ comes with a hard case cover, it should not be possible to fit this correctly while the unit is switched on. Please ensure the unit is switched off before attempting to fit the hardcase. Do not use excessive force when fitting the hardcase as this may result in damage to the alarm.



Sockets



Power Out Socket

Allows Fox Illuminated Bite Indicators to be powered directly from the Micron. The Illuminated Bite Indicator will then light up when the Micron is activated and latch for approximately 20 seconds.



Please ensure the rubber socket seals are properly in place when the sockets are not in use.

Battery Requirements

The Microns require **2 x LR03 AAA 1.5V Alkaline batteries**. The use of good quality batteries is essential for maximum battery life. To reduce the risk of battery leakage:

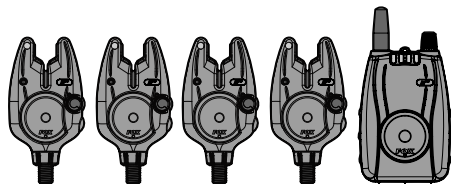


- **DO NOT** mix old and new batteries
- **DO NOT** mix different battery types
- The use of rechargeable batteries is **NOT** recommended

If the volume or LED performance noticeably decreases change the batteries. Please ensure the batteries are removed from the Micron during long periods without use.

Compatibility (I-Com®)

The Mr+ Micron contains an advanced transmitter device, capable of long distances, this is only compatible with the Fox Mr+ receiver. Up to four Mr+ Micron's can be used at one time with the Mr+ Receiver. Please visit our website or consult the Mr+ Receiver manual for further information.



**WORKS EXCLUSIVELY WITH THE Mr+ RECEIVER
NOT COMPATIBLE WITH EXISTING FOX RECEIVERS OR EXTENSION BOXES**

Controls



Volume Control

Turn the knob clockwise to increase volume, anti-clockwise to lower volume. There are eight different volume settings available.



Minimum setting



Maximum setting



Warnings

- Do not trigger LED or speaker in close proximity to human or animal eyes and ears.
- Store this equipment out of reach of children and infants.
- Avoid dropping or subjecting the Micron to severe impacts.
- Use only recommended batteries and accessories.

Drying Out After Use in Heavy Rain

These Microns have been designed to be weatherproof. However, after use in heavy rain, it is important to allow the unit to dry out properly by bringing the unit indoors and removing the hard case cover.



NEVER place batteries in a hot environment (e.g. on a radiator).

Warranty & Product Registration

Register your Fox product online at www.foxint.com. You will be given a Customer Reference Number and a Warranty Reference Number, please make a note of these numbers. You can view warranty details online using the Customer Reference number.

Alternatively fill out the Warranty Card enclosed in the box and post to:

Customer Care Department
Fox International Group Ltd, UK Headquarters,
56-58 Fowler Road, Hainault Business Park,
Hainault, Essex, IG6 3UT



FOX, I-Com and Micron are Registered Trade Marks
We reserve the right to alter or modify the contents of this manual.

Hereby, Fox International Group Ltd, declares that this Micron is in compliance with the essential requirements and other relevant provisions of Directive 1999/5/EC. The R&TTE document can be found at:
www.foxint.com/regulation_documents.html

Patents: EP1668983
Designed and Developed in UK.